

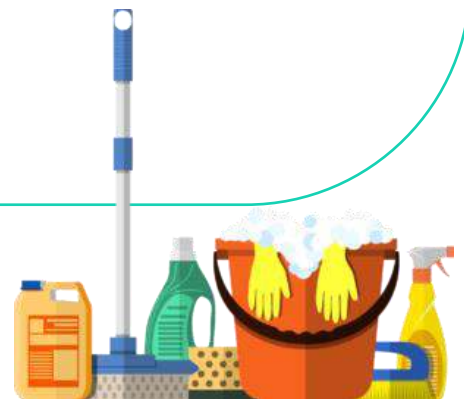
# SPRING CLEANING

## *checklist*



# GENERAL *clean*

- Start at the top of walls; dust where wall meets ceiling
- Remove photos from walls; wipe them down
- Wipe the walls down before replacing photos
- Wipe down ceiling fans
- Wipe down wall and ceiling fixtures; remove and wash in warm soapy water
- Dust blinds or remove and wash in tub
- Remove curtains; wash or dry clean
- Clean windows
- Wipe down window moldings
- Wipe down baseboards
- Pull furniture out from the wall and clean behind
- Remove lampshades; bring outside to dust off
- Shake floor rugs; run through washer if possible
- Vacuum carpets; use stain remover if needed; steam clean
- Wipe down air vents with a damp cloth
- Dust light bulbs; replace if necessary
- Change heating/air filter
- Change batteries in smoke/carbon monoxide detectors
- Clean and buff hardwood floors



# KITCHEN

- Wash and disinfect trash can
- Clean out one cupboard at a time by removing dishes; wash dishes; wipe shelves
- Remove items from countertops; wash counters; wipe items & replace
- Clean oven; take out racks & clean
- Clean toaster, remove & clean crumb tray
- Clean coffee maker
- Wash and clean microwave inside and out
- Remove all items from your fridge; clean inside & replace items. Wipe outside; dust back and clean front vent
- Check & replace fire extinguisher as needed
- Clean & disinfect sink area
- Clean & sanitize all cutting boards/food prep areas
- Clean & sort out cutlery drawer
- Sharpen knives
- Wash & clean table linens
- Dispose of any items not needed; donate or hold garage sale
- Discard any chipped or cracked glasses & dishes



# BATHROOM

- Wipe & dust blinds or window coverings
- Wipe & dust light fixtures & switch plates
- Wipe & dust baseboards
- Wipe & scrub bottom rim of toilet where it meets the floor
- Remove towels & clean towel holders
- Clean toilet paper holder frame & replace paper
- Clean mirrors
- Organize surfaces
- Refill items as needed
- Restock toiletries
- Empty garbage/trash can
- Wipe out cans & line with new bin liner
- Shake out mats & wash; hang outside to dry
- Take down shower liner; wash or replace
- Clean all bathroom tiles
- Note any caulking or leaks that may need repair
- Clean bathtub
- Clean sink
- Scrub toilet bowl with brush
- Clean toilet seat
- Shine all fixtures
- Replace towels
- Clean window



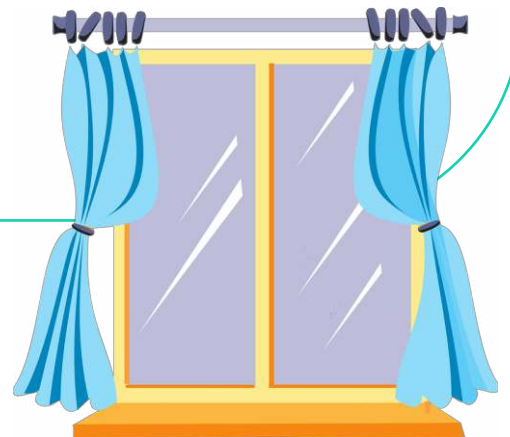
# BEDROOM

- Dust lights & any ceiling fixtures
- Wipe down doors
- Wipe & dust baseboards
- Clean windows
- Clean window frames and trim
- Wipe & dust window blinds/shades
- Wipe & dust any artwork on walls
- Vacuum mattress
- Rotate mattress
- Clean all bedding
- Shake & clean pillows
- Vacuum all floors & closets
- Pack away winter gear
- Donate or discard any old clothes or clothes that don't fit
- Clean mirrors
- Dust & wash shelves
- Dust nightstand & lamps
- Organize and declutter nightstand, tops of dressers, bookshelves & any other surfaces
- Remake bed
- Empty garbage can



# LIVING ROOM

- Dust & wipe lamps, ceiling fans/fixtures
- Wipe down doors, trims & baseboards
- Clean any patio doors
- Clean window frames and trim
- Remove window coverings; wash or dry clean
- Wipe & dust any artwork on walls
- Vacuum
- Clean and polish wood floors
- Clean mirrors
- Dust & wash entertainment unit, shelving
- Declutter coffee tables, dust & polish
- Clean couch, cushions, throw pillows and any covers
- Wash any throw blankets, store for summer if not needed
- Clean any other furniture
- Clean & dust television & stand
- Dust all electronics – DVD player, speakers, etc.



# LAUNDRY ROOM

- Pull out washer and dryer and deep clean behind them
- Check the exhaust vent from the dryer to the outside; make sure to clean it out being careful not to tear it
- Wipe down the ceiling and the walls
- Run an empty load in the washing machine using bleach or vinegar to disinfect it
- Wipe down the outside of the appliances
- Sweep and mop the floor, especially behind appliances
- Inspect hoses and cords to make sure they are in good shape



# GARAGE/OUTDOORS

If possible, empty the garage before you begin.

- Wipe or hose the walls, especially corner cobwebs
- Use concrete cleaner on the floor of the garage and let it soak to remove any grease spots; rinse
- Wash and disinfect trash cans
- Sweep garage floor
- Tidy up & organize garage – donate unwanted items
- Check & replace lights inside & out
- Sweep walkways
- Clean out leaves from gutters and downspouts
- Wash all outside doors
- Clean outside windows and trims
- Power wash siding
- Check fences and gates – repair as necessary
- Power wash driveway to remove all stains & winter salt






# GARDEN/YARD

- Wash and disinfect trash cans & recycling bins
- Remove winter debris from gardens and walkways
- Clean & organize garden shed
- Sharpen or replace garden tools
- Check for mice or other animal nests hidden over winter
- Check garden hoses for leaks
- Turn outside water taps back on
- Clean up flower & vegetable beds
- Check for leaks in watering cans
- Do an inventory of garden supplies, soil, fertilizer – replenish if needed
- Create list of bulbs, seeds & plants needed for this year
- Perform spring lawn maintenance




# CLEANING *schedule*


**DAILY**




**WEEKLY**



**MONTHLY**



**SEASONAL**





# NOTES

SPRING  
*cleaning*